

# **WJEC Chemistry A-level**

OA3.1: Amines

Practice Questions

England Specification

1. (a) Primary aliphatic amines react with nitric(III) (nitrous) acid to give a quantitative yield of nitrogen gas, and an alcohol as the major organic product.

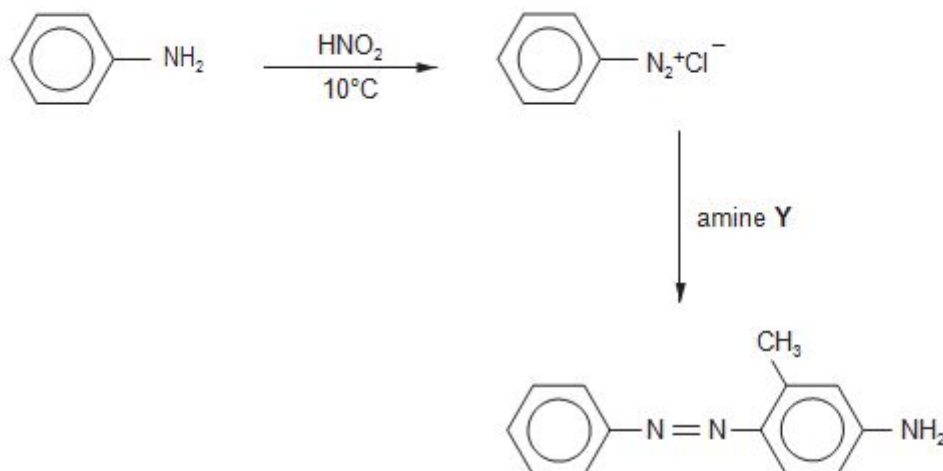


In an experiment 2.54 g of an amine gave 1.00 dm<sup>3</sup> of nitrogen, measured at 10 °C.

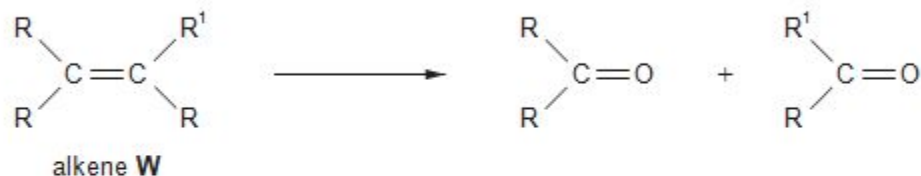
Calculate the relative molecular mass of the amine and hence its structural formula.

[At 10 °C, 1 mol of nitrogen gas has a volume of 23.2 dm<sup>3</sup>] [3]

- (b) At 10 °C and below a primary aromatic amine reacts with nitric(III) acid, HNO<sub>2</sub>, to give a diazonium compound, which can then be coupled with a phenol or an amine. An example of this reaction is shown below.



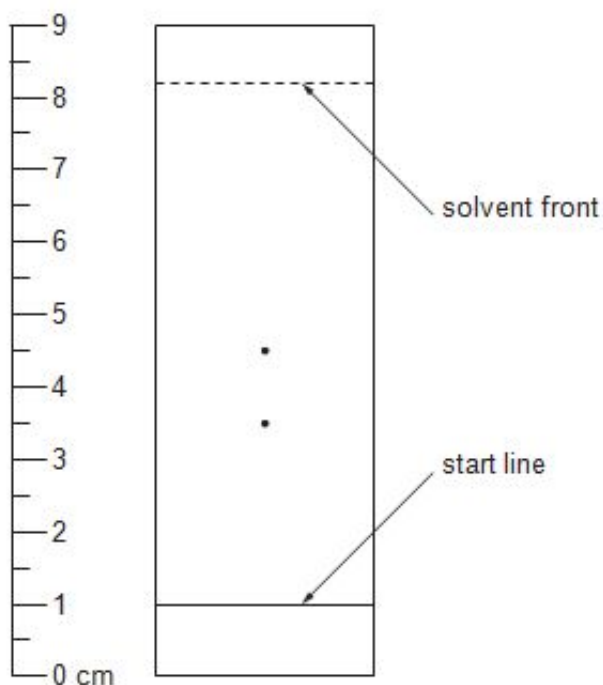
- (i) The benzenediazonium ion acts as an electrophile in this reaction. State the meaning of the term electrophile. [1]
- (ii) State the **name** of amine Y. [1]
- (iii) The product of this reaction contains an —N=N— group bonded to aromatic systems. State the general name for this type of grouping, which can give coloured compounds, and state why this type of reaction has industrial importance. [2]
- (c) Alkenes react with ozone to give an intermediate product that can then be reduced to give aldehydes or ketones.



An alkene **W** was reacted in this way to give two different ketones. R and R<sup>1</sup> represent **two different** alkyl groups.

These ketones were then separated by thin layer chromatography to give two spots. The ketone spots were colourless and their presence was found by spraying the chromatogram with a solution of 2,4-dinitrophenylhydrazine.

- (i) State the type of reaction that occurs when a ketone reacts with 2,4-dinitrophenylhydrazine and how this reaction is able to show the presence of these ketones in the chromatogram. [2]
- (ii) The chromatogram that was obtained is shown below. Use the table of  $R_f$  values to identify the two ketones present and hence the displayed formula and the name of alkene **W**. [4]  
QWC [1]



Ketone	$R_f$ value
propanone	0.35
butanone	0.40
pentan-2-one	0.49
pentan-3-one	0.60
hexan-2-one	0.68

- (iii) State how the **equation** for the reaction of alkene **W** with ozone shows that **W** cannot be 2-methyl-3-ethylpent-2-ene,  $(\text{CH}_3)_2\text{C}=\text{C}(\text{CH}_2\text{CH}_3)_2$ . [1]

(d) This is a brief method written by a student to enable others to prepare ethyl ethanoate by esterification.

- Heat under reflux together 0.45 mol of ethanoic acid with an equimolar quantity of ethanol
- Add 5 cm<sup>3</sup> of sulfuric acid
- Distil off everything boiling up to 82 °C
- Add the distillate to aqueous sodium hydrogencarbonate in a separating funnel
- Run off the ethyl ethanoate layer and dry it over anhydrous calcium chloride
- Distil off the dried ethyl ethanoate and collect the fraction boiling at 75-78 °C

(i) Give the equation for this reaction.

[1]

---

(ii) Calculate the mass of ethanoic acid needed for this experiment.

[1]

(iii) State an important detail that is missing from the first bullet point.

[1]

---

(iv) State why the sulfuric acid should have been added at the refluxing stage.

[1]

---

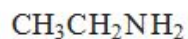
(v) State why sodium hydrogencarbonate needed to be added to the distillate.

[1]

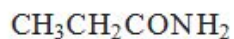
---

**(Total 20)**

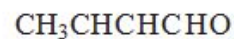
2. (a) The formulae of some compounds are shown below.



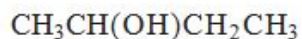
**A**



**B**



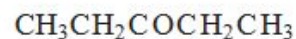
**C**



**D**



**E**



**F**

Each letter may be used once, more than once or not at all, to answer the questions below.

Give the letter of the compound which

(i) is most basic,

[1]

(ii) forms yellow crystals when warmed with iodine in alkaline solution,

[1]

(iii) forms a silver mirror when warmed with Tollens' reagent,

[1]

(iv) exhibits E-Z isomerism.

[1]

(b)(i) Butylamine is one of the compounds responsible for the smell of rotting fish. It can be prepared in the laboratory from 1-chlorobutane.

Classify the reaction mechanism when butylamine is prepared in this way

[1]

(ii) Explain why phenylamine, an aromatic amine, cannot be prepared from chlorobenzene using a similar reaction to that in part (i).

[2]

---

---

---

---

(iii) Write a **balanced** equation for the reaction of butylamine with ethanoyl chloride,

[1]

---

(iv) Phenylamine is normally prepared from nitrobenzene.

I. Give the reagents used in this preparation and a technique to separate the product from the reaction mixture.

[3]

---

---

---

---

II. When phenylamine reacts with cold nitric(III) acid (nitrous acid) a colourless solution of benzenediazonium chloride is formed. Write the formula for benzenediazonium chloride.

[1]

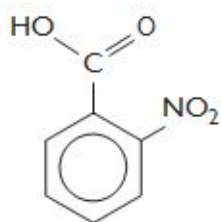
III. State the type of organic substance formed when aqueous benzenediazonium chloride reacts with an alkaline aqueous solution of naphthalene-2-ol.

[1]

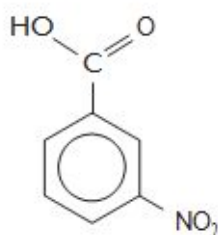
---

**(Total 13)**

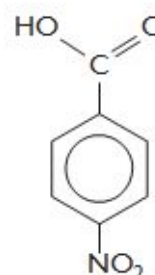
3. (a) Nitrobenzenecarboxylic acids (*nitrobenzoic acids*) are useful starting materials in the preparation of many dyes and can be prepared by nitration of benzenecarboxylic acid (*benzoic acid*),  $C_6H_5COOH$ . Many nitrobenzoic acids exist including those shown below:



*2-nitrobenzoic acid*



*3-nitrobenzoic acid*



*4-nitrobenzoic acid*

- (i) Benzenecarboxylic acid can be nitrated under similar conditions to the nitration of benzene.

Give the reagent(s) and condition(s) required and classify the mechanism of this reaction.

[3]

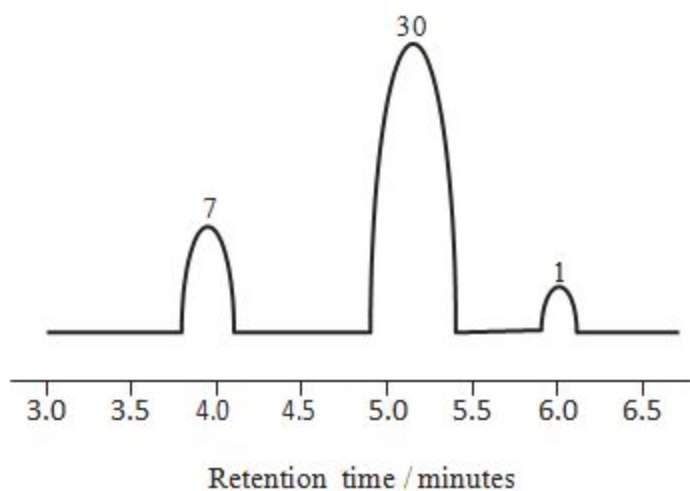
---

---

---

---

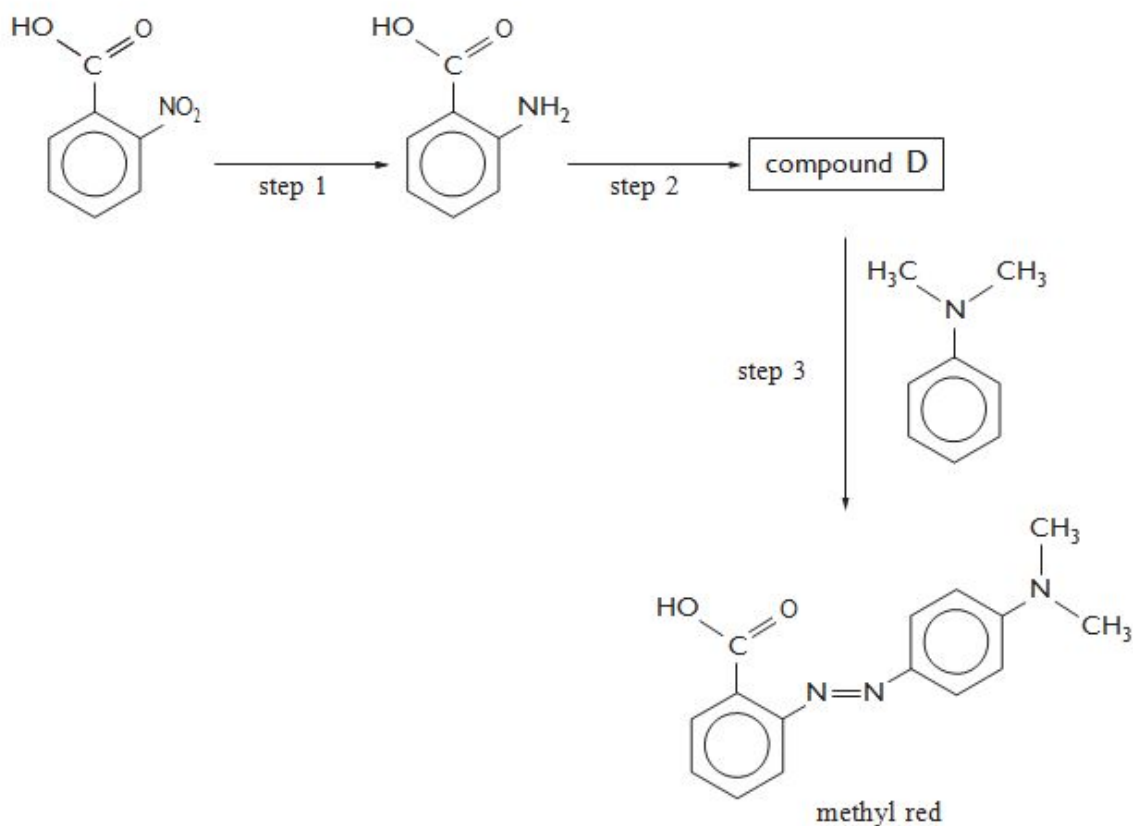
- (ii) Nitration of benzenecarboxylic acid gives a mixture of products. These can be identified by gas chromatography followed by mass spectrometry (*GC-MS*). The gas chromatograph for the products of this reaction is shown below, with the relative areas of each peak indicated.







(b) 2-nitrobenzenecarboxylic acid may be used as a starting material for the production of the indicator methyl red. A reaction scheme for this process is given below.



(i) Give the reagent(s) necessary for step 1. [1]

(ii) Step 2 uses a mixture of sodium nitrate(III),  $\text{NaNO}_2$ , with dilute hydrochloric acid. Give the conditions required for this reaction and the structure of the product, compound D. [2]

(iii) Methyl red is red below pH 4. Explain the origin of this colour. [2]

(c) Methyl red is used to differentiate between acids and bases. Explain why amines such as ethylamine are bases.

[2]

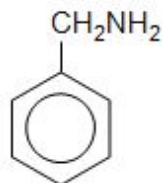
---



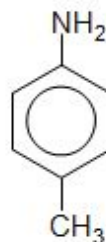
---

(Total 20)

4. (a) The formulae of the isomers phenylmethanamine and 4-methylaniline are shown below.



phenylmethanamine



4-methylaniline

These compounds are colourless liquids with different boiling temperatures.

- (i) Give the name of a technique that can be used to separate these two liquids.

[1]

---

- (ii) State and explain how the mass spectra of these two compounds would differ.

[1]

---

- (iii) Phenylmethanamine reacts with ethanoyl chloride to give a white solid, compound **G**

I. Give the equation for this reaction.

[1]

---

II. Compound **G** was purified by recrystallisation from ethanol. It has a melting temperature of 60 °C. Describe how you would recrystallise compound **G** from ethanol to obtain a pure dry product. You should assume that you are starting with cold ethanol and impure solid compound **G**. Washing of the purified solid product is unnecessary

[5] QWC [1]

---

---

---

---

---

- (iv) 4-Methylphenylamine can be used to make an azo dye by reaction of its diazonium compound with an alkaline solution of naphthalene-2-ol.



naphthalene-2-ol

I. State how the diazonium compound can be made from 4-methylphenylamine, giving the reagents used and any essential conditions.

[2]

---

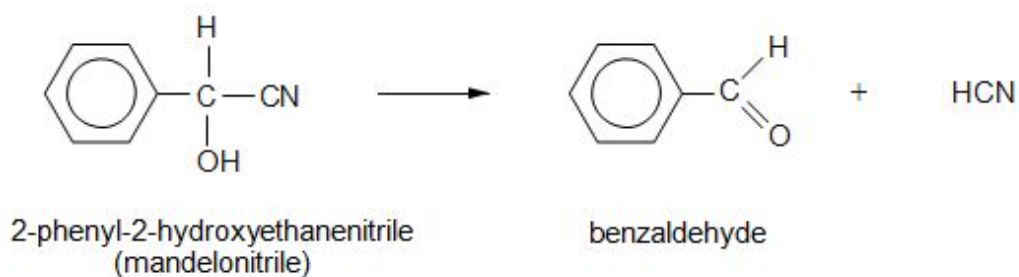
---

---

II. Give the structural formula of the azo dye produced.

[1]

- (b) A species of millipede can protect itself by producing hydrogen cyanide. This poisonous gas is produced from mandelonitrile by enzyme action.



The reaction can be carried out in the reverse direction in the laboratory.

(i) Draw the mechanism for the reaction between benzaldehyde and the cyanide ion. State the type of mechanism occurring.

[4]

---

(ii) Mandelonitrile is a yellow material. State the general name for groups that cause colour in organic compounds and give the appearance of mandelonitrile when viewed under blue light, giving a reason for your answer.

[3]

---

---

---

---

(iii) Give the structural formula of the organic compound obtained when mandelonitrile is warmed with dilute hydrochloric or sulfuric acid.

[1]

**(Total 20)**

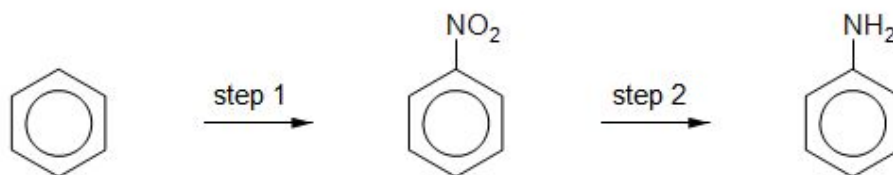
5. This question focuses on molecules that contain the  $\text{—NH}_2$  group.

(a) Phenylamine and propylamine are both bases, with phenylamine being a weaker base than propylamine.

(i) Explain why both propylamine and phenylamine can act as bases. [2]

(ii) Give a reason why phenylamine is a weaker base than propylamine. [2]

(iii) Phenylamine can be prepared from benzene in a two-step process.



I. Step 1 uses a mixture of concentrated nitric and sulfuric acids to produce  $\text{NO}_2^+$  during the reaction. Draw the mechanism of the reaction between  $\text{NO}_2^+$  and benzene. [3]

II. During step 1, some dinitrobenzene is produced. Suggest a method of separating the different compounds in the product mixture. [1]

III. Give the reagent(s) required to produce phenylamine from nitrobenzene in step 2. [2]

(Total 10)

6. (a) Complete the gaps in the following sentences choosing from the words:

blue    yellow    higher    lower

Each word can be used once, more than once or not at all.

[3]

Benzene is a colourless compound that absorbs energy in the ultraviolet region of the electromagnetic spectrum.

Nitrobenzene is a yellow compound that absorbs energy in the ..... region of the visible spectrum.

The absorption of energy for benzene occurs at a ..... energy and at a ..... frequency than for nitrobenzene.

(b) Methylbenzene can be produced from benzene using a Friedel-Crafts reaction.

(i) Give an equation for this reaction.

[1]

---

---

(ii) State the role of the catalyst used in this reaction, apart from increasing the rate.

[1]

---

---

(c) The Friedel-Crafts reaction can also be used to introduce more than one methyl group to the benzene ring giving, for example, 1,4-dimethylbenzene.



The low resolution proton NMR spectrum of this compound shows two peaks with a peak area ratio of 3:2.

Explain how 1,4-dimethylbenzene produces this spectrum.

[2]

---

---

---

---

- (d) 1,4-Dimethylbenzene reacts with chlorine in a free radical reaction to give the liquid 1,4-di(chloromethyl)benzene.



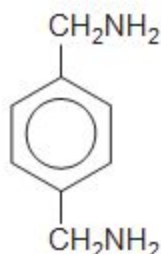
- (i) State the names of **two** methods that could be used to show that a sample of this compound is pure. [2]

Method 1 .....

Method 2 .....

- (ii) Give the displayed formula of the compound produced when 1,4-di(chloromethyl)benzene reacts with an excess of aqueous sodium hydroxide. [1]

- (e) (i) 1,4-Di(chloromethyl)benzene reacts with ammonia to give the diamine below.



Draw the repeating section of the polymer obtained when this diamine reacts with benzene-1,4-dicarboxylic acid. [1]

- (ii) The polymer obtained in (e)(i) above contains a peptide linkage.

State the name of a naturally occurring material that also contains a peptide linkage. [1]